


**Transforming Care:
Proposed Redesign of Learning Disability
services in the Northwest**

January 2017



Contents


- 1 Introduction
- 2 Setting the Scene for Consultation
- 3 Case for Change
- 4 The Proposal
- 5 Low Secure Unit Proposal
- 6 Community Developments
- 7 Proposed Statements
- 8 Feedback and Next Steps
- 9 Consultation Principles



1 Introduction

The aim of the presentation is to:

- Explain the background to the proposals being put forward in this consultation
- Go through the proposals
- Explain how to take part
- Describe what will happen next
- Offer an opportunity to ask questions
- Have a table discussions and collect your views to inform the consultation



2. Setting the scene for the Consultation


The background to the consultation is based on:

- 2012 Winterbourne View Concordat which committed to “the development of personalised, local, high-quality services” and “the closure of large-scale inpatient services
- February 2015 NHS England publicly committed a review of inappropriate and outmoded inpatient facilities and establishing stronger support in the community
- October 2015 - “Building the right support” - improve community support and seek to close up to half inpatient beds for LD. But, where health needs cannot be met in the community able to access high-quality assessment and treatment in hospital
- Establishment of transforming Care Partnerships across the country including the North West who are developing community based models



3. Case for Change


- To develop person-centred care and sustainable services for people with a learning disability or autism or both that stand the test of time
- To deliver a community-focused model of care closer to home and to other services such as transport and easier transition for people when they move on
- Provide hospital care where needed which has specialist services for people who are not able to make the choice to live in the community
- People with LD or autism or both, families and carers are always involved in decisions about their care and support
- Reduce running costs by £10.7 million over the next four years – money that could be spent on community services and to support the discharge of patients



4. The Proposal

Outline proposal for medium and low secure services for learning disabilities or ASD or both in the North West considers:

- Medium Secure Service and developments so far
- Low Secure Services and proposed bed modelling




5. Option 1: low secure beds

This option would see the closure of the Mersey Care Whalley site and the provision of a smaller planning units to meet the specific populations across the North West for:


- Services for women
- Autistic Spectrum Disorder and Learning Disability
- Enduring needs
- Mainstream Services

This is our preferred option




Option 1: medium secure beds

- Individuals receiving medium secure care who are currently accommodated on the sites that made up Calderstones Partnership NHS Foundation Trust would receive medium secure care at the site being developed at Maghull (Merseyside)
 - A consultation has already been carried out by Mersey Care NHS Foundation Trust in relation to medium secure mental health services. The proposed model of care aims to provide “Perfect Care” (set out in consultation document)



6. Community Developments

- Inpatient services supported by specialist support teams
- The NHS and councils working together – transforming care partnerships
- Aligned budgets between NHS and local councils to ensure right care in right place
- Local transforming care plans designing community services specific to their areas




Option two

- Retain elements of the Mersey Care Whalley estate to provide secure services but with less beds
- Option two is actually
 - Option 2A – 40 beds remain at Whalley
 - Option 2B – 56 beds remain at Whalley

This is not our preferred option as it doesn't:


- promote change
- doesn't push the boundaries and explore new models of care still maintains a large number of beds in a campus style arrangement
- has the potential to continue the long lengths of stay we see with the current cohort of patients



7. Consultation Statements:


People are being asked to comment on the following statements:

1. Adults who have a learning disability or ASD or both should have the opportunity to receive their care in a community setting close to their home.
2. Some people who use services will require forensic services under the Mental Health Act in secure facilities for long periods of time as part of their programme of care. These people where possible will benefit from accommodation in smaller units that are adaptable to their needs with clear treatment goals.
3. The proposed model of care would provide assessment pathways to ensure that the least restrictive care options are chosen and hospital care is considered only when all other choices have been exhausted.
4. People with longer term needs who use services and require ongoing secure care should receive this in an environment that enhances their quality of life as effectively as possible.
5. Based on the 'homes not hospitals' principle of 'Building the right support', institutionalised medium and low secure care should not be delivered on the Mersey Care Whalley site, (formerly Calderstones Partnership NHS Foundation Trust). As such option one set out in section four is the preferred option




How to take part

- Online at <https://www.engage.england.nhs.uk/consultation/learning-disability-services>
- By requesting a printed copy of the consultation document from england.northspecialisedcorporate@nhs.net or telephone 011382 54657 and returning it in the postage paid envelope
- An easy read version of the document is also available



Feedback and next steps

- The consultation is open until 23 February 2017
- All feedback received during consultation will be considered by NHS England and its commissioning partners and key stakeholders. A short report, setting out the consultation feedback, will be published on NHS England's website with a link to our partners websites.



9. Consultation practicalities

- The consultation length: 12 weeks available online and printed copies to be sent out to meet requests
- It has been publicised through press releases, social media, emails, letters and requests to partner organisations to let all their contacts know
- Consultation events are being held at the Whalley site for families and carers, staff and patients are being supported 1:1 to take part. Consultation meetings also taking place across the North West for people with a learning disability and their families/carers facilitated by an advocacy organisation
- Easy read version of the consultation guide / web based consultation / hard copy at events and available on request/postage free return/ dedicated phone line for queries.
- On line consultation events for charities support groups and others who wish to attend
- NHS England are attending a wide variety of meetings, many in public to explain the consultation and answer questions to enable people to take part

